









Medium Term Plan: Term 1 2.9.19 – 24.10.19




Week	Literacy	Numeracy	Topic	PD	EAD	PSED	UTW
1 2.09.19 - 6.9.19	<p>Inset days Monday 2nd and Tuesday 3rd Home visits for children Wednesday 4th, Thursday 5th and Friday 6th Prepare classroom areas both inside and out NEXT WEEK Home visits continue Monday 9th Staggered Entry -Spring and Summer born start for either morning or afternoon session (Tuesday 10th to Friday 13th) Autumn born children start Friday 13th As children begin teachers start NFER baseline name writing assessments for each child. Focus recite nursery rhymes</p>						
2 9.09.19-13.09.19 Children start 10.9.19	<p>Nursery rhymes Round and Round the Garden Teddy Bear Teddy Bear touch the ground Pussy Cat Pussy Cat Polly put the kettle on</p> <p>Start NFER baseline name writing assessments</p>	Five Little Monkeys Five Little Ducks Five little men in a Flying saucer Five currant buns	<p>Spine Texts – Where’s My Teddy? (Transition project, children to bring in their baskets) Going on a bear Hunt Brown bear Brown bear what can you see? Can’t you see little bear</p>	Focus on assessing fine motor control of pencils when name writing and mark making. Gross motor skills running in playground, bikes and garden adventure. Assess how manage personal hygiene. Copy me activities	Explain Nursery rhyme role play cottage, Introduce various construction kits each day magnetics, marble run, duplo, lego Various media to explore mark making Begin to use	Learning classroom routines/ codes of behaviour Becoming confident to join in and speak to peers/adults Friendship games MORAL VALUES & DIVERSITY 	Detailed look around our classroom Introduce class name and discuss other class names. Introduce class and school rules Explore hall and playground and school garden COMMUNITY & LOCATION 




Medium Term Plan: Term 1 2.9.19 – 24.10.19

					<p>a variety of drawing tools</p> <p>Investigate different lines</p> <p>NURTURING YOUNG MINDS</p> 		
<p>3 16.09.19- 20.09.19</p>	<p>Nursery rhymes Incey Wincy Little Miss Muffet Humpty Dumpty Hickory Dickory Dock Jack and Jill</p> <p>Start online NFER Baseline assessments</p>	<p>Number recognition 1-The story of one</p> <ul style="list-style-type: none"> • understand what '1' means, • see when there is 1 item • be able to select 1 object from a larger group • be able to write the numeral 1 • see that 1 can represent actions as well as physical objects • relate the number/numeral 1 to things that they know • subitise and understand more and less than the number • Adding by counting on, Taking away by counting back 	<p>Stunning start Egg investigation- How can we protect Humpty from breaking his shell?</p> <p>ADVENTURE & INTRIGUE</p> 	<p>Clean hands Healthy Snack Follow the leader Safety when entering and leaving classroom Physical awareness in playground</p> <p>NURTURING YOUNG MINDS</p> 	<p>Make spider webs/spiders Spider hats Humpty Dumpty mosaic</p> <p>Role play – Nursery Rhyme cottage/ Home Corner</p>	<p>Learning classroom routines/ codes of behaviour Becoming confident to join in and speak to peers/adults Friendship games</p> <p>MORAL VALUES & DIVERSITY</p> 	<p>Name the school and town we all live in. Use vocabulary of school, home, house garden Learn the days of the week song</p> <p>COMMUNITY & LOCATION</p> 






Medium Term Plan: Term 1 2.9.19 – 24.10.19

		<ul style="list-style-type: none"> look at tens frames/bonds/part whole When teaching 1 <ul style="list-style-type: none"> know that a circle is a shape with 1 side be able to select a circle from a group of shapes be able to name a circle when shown one 					
<p>4 23.09.19- 27.09.19</p> <p>Whole class full time this week</p>	<p>Nursery rhymes Polly had a dolly that was sick sick sick The Grand Old Duke of York Three Blind Mice</p> <p>Start Letters and sounds phonic program- Introduce s a t p</p> <p>Continue NFER baselines assessments</p>	<p>Sing two little dicky birds sitting on a wall</p> <p>The story of two</p> <p>As above</p> <p>Continue NFER baselines assessments</p>	<p>Nursery Rhymes Act out the Grand Old Duke of York</p>	<p>Clean hands Healthy Snack Follow the leader. Safety when entering and leaving classroom Physical awareness in playground</p>	<p>Soldier hats Design your own pail Sensory experiences Free painting</p> <p>Experiment with and using primary colours</p> <p>Naming colours</p> <p>Mixing (not formal)</p>	<p>Turn taking/ Sharing/ Friendships Listening to adults and friends – introduce talk partners</p> <p>MORAL VALUES & DIVERSITY</p> 	<p>Learn to use a visual timetable</p> <p>Introduce iPads E-Safety</p> <p>Discuss the start of Autumn – Look for signs of change in the garden Changes in the weather</p>




Medium Term Plan: Term 1 2.9.19 – 24.10.19

							
<p>5 30.9.19- 4.10.19</p>	<p>Nursery rhymes Here we go round the Mulberry Bush Head Shoulders Knees and Toes Old Mother Hubbard Rock a bye baby</p> <p>Continue Letters and sounds phonic program- Introduce i m n d</p> <p>Big book – My body</p>	<p>The story of 3</p> <p>As week 3</p> <ul style="list-style-type: none"> •When teaching 3 - •know that a triangle is a shape with 3 sides •be able to select a triangle from a group of shapes •be able to name a triangle when shown one <p>Introduce and use vocabulary such as biggest and bigger to compare numbers and amounts •to use ordinal language First, Second, Third.</p>	<p>Amazing Me</p> <p>Name outside Body Parts and discuss their function</p>	<p>Safety rules for hall PE</p> <p>Practice listening skills play copy me</p> <p>Find your own space</p>	<p>Face portrait Make large collage of child</p> <p>Encourage accurate drawings of people</p> <p>Role play – Hospital</p> 	<p>Circle time games/ change Introduce learner bear/ Display high levels of involvement for increasing lengths of time</p> <p>Introduce own carpet spots for whole class learning</p>	<p>Naming parts of the body</p> <p>Discuss how technology is used at home and school</p> <p>NURTURING YOUNG MINDS</p> 

Medium Term Plan: Term 1 2.9.19 – 24.10.19

<p>6 7.10.19- 11.10.19</p>	<p>Funny Bones story</p> <p>Continue letter and sounds introduce g o c k</p> <p>COLD TASK Can you tell me a story you know? Can you make a story up?</p>	<p>The story of 3</p> <p>As above</p>	<p>Amazing Me</p> <p>Skeleton</p> <p>Sensory Exploration NURTURING</p> <p>YOUNG MINDS</p> 	<p>PE – travelling in different ways, explore how to move – jump, hop, skip etc.</p> <p>Model a movement children copy and explore their own ideas</p>	<p>Doctors bag Skeleton collage</p>	<p>SEAL – New Beginnings If you're happy and you know it...</p> <p>MORAL VALUES & DIVERSITY</p> 	<p>Naming skeleton parts</p> <p>Use technology for a particular purpose-label a skeleton</p> <p>Learn to use to simple</p>
<p>7 14.10.19- 18.10.19</p> <p>Hastings Day – 14.10.18</p>	<p>Battle of Hastings re-enactment</p> <p>Continue letters and sounds and introduce e u r h</p> <p>PIE CORBETT Learn the Little Red Hen so children can join in repetitive phrases and actions</p>	<p>The story of 4</p> <p>As week 3</p>	<p>Amazing Me</p> <p>My family</p> <p>COMMUNITY & LOCATION</p> 	<p>Discuss how their body feels before, during and after exercise</p> <p>PE – using various parts of bodies to travel around the room, build in a sequence</p>	<p>Make shields Re-enact Battle of Hastings</p> <p>Use a range of tools to make coloured marks on paper</p> <p>Use drawings to tell a story</p>	<p>SEAL – Consider the consequences of words and actions</p> <p>MORAL VALUES & DIVERSITY</p> 	<p>Keeping Healthy</p> <p>ICT games</p> <p>Understand key events in an historical event</p> <p>NURTURING YOUNG MINDS</p> 

Medium Term Plan: Term 1 2.9.19 – 24.10.19

					<p>ADVENTURE & INTRIGUE</p> 		
<p>8 21.10.19- 24.10.19</p> <p>Inset day 25.10.19</p>	<p>Assess and review, assess progress made and compare to baseline data</p>	<p>Continue looking at 4</p> <p>When teaching 4</p> <ul style="list-style-type: none"> • know that a square and oblong are a shape with 4 side •be able to select a square and oblong from a group of shapes •be able to name a square and oblong when shown one 	<p>Senses week</p> <p>Fabulous Finish – Teddy Bear's Picnic (parents invited)</p> <p>COMMUNITY & LOCATION</p> 	<p>PE – using various parts of bodies to travel around the room, build in a sequence</p>	<p>Box modelling – explore ways to join materials</p> <p>Handling, feeling, enjoying and manipulating materials</p> <p>Constructing</p> <p>Shape and model</p>	<p>Circle time what have you enjoyed about your first term in school</p>	<p>RE-I am special/ Myself</p> <p>Key theme: PSED</p> <p>Key concept: God / Creation</p> <p>Skills</p> <ul style="list-style-type: none"> •Reflection •Communication <p>Key attitudes and values</p> <ul style="list-style-type: none"> -Self-awareness -Respect and sensitivity for all -Appreciation and wonder <p>NURTURING</p> <p>YOUNG MINDS</p>  <p>Children to explore their learning</p>

Medium Term Plan: Term 1 2.9.19 – 24.10.19

							journey
--	--	--	--	--	--	--	---------